

küschall®
designed for life



KÜSCHALL K-SERIES *attract* THE KSL

KÜSCHALL R33 KÜSCHALL ULTRA-LIGHT

KÜSCHALL ADVANCE

KÜSCHALL CHAMPION

KÜSCHALL K-SERIES KÜSCHALL COMPACT



Colección COLLECTIE COLLECTION 2015 Kollektion Collezione Samling

Follow us on social media



Küschall AG | Benkenstrasse 260 | CH-4108 Witterswil | Switzerland
Phone +41 (0) 61 487 70 70 | Fax +41 (0) 61 487 70 79 | www.kuschall.com

UNITED KINGDOM: Invacare Ltd. | Pencoed Technology Park, Pencoed, Bridgend CF35 5AQ
Phone +44 (0) 1656 776222 | Fax +44 (0) 1656 776220 | www.invacare.co.uk

IRELAND: Invacare Ltd. | Unit 5, Seatown Business Campus | Seatown Road | Swords, Co. Dublin
Phone +353 (0)1 810 7084 | Fax +353 (0)1 810 7085 | www.invacare.ie

Invacare EASTERN EUROPE, MIDDLE EAST, RUSSIA & CIS | Kleiststraße 49 | D-32457 Porta Westfalica
Phone +49 (0)57 31 754 540 | Fax +49 (0)57 31 754 541 | edo@invacare.com

Küschall is a registered trademark. Every effort has been made to ensure that the contents of this publication are fully up-to-date at the time of going to print. As part of its ongoing improvement of products, Küschall AG reserves the right to modify existing models at any time. Any use of this publication or of parts thereof as well as any reproduction of images must have the written consent of Küschall AG.

2015 Copyright © 01/2015, Küschall AG, Switzerland – All rights reserved

CONTENT

KEY MILESTONES	6
OUR HISTORY & VALUES	7
THE KSL	8
KÜSCHALL ADVANCE	10
KÜSCHALL R33	12
KÜSCHALL K-SERIES	14
KÜSCHALL K-SERIES attract	16
THE PRESTIGE COLLECTION	18
KÜSCHALL CHAMPION	22
KÜSCHALL ULTRA-LIGHT	26
KÜSCHALL COMPACT	28
COMPARISON TABLE	32
THE COLOURS	34
MYKÜSCHALL	35
ADDITIONAL INFO	38



Yasmin J.
(on cover page)

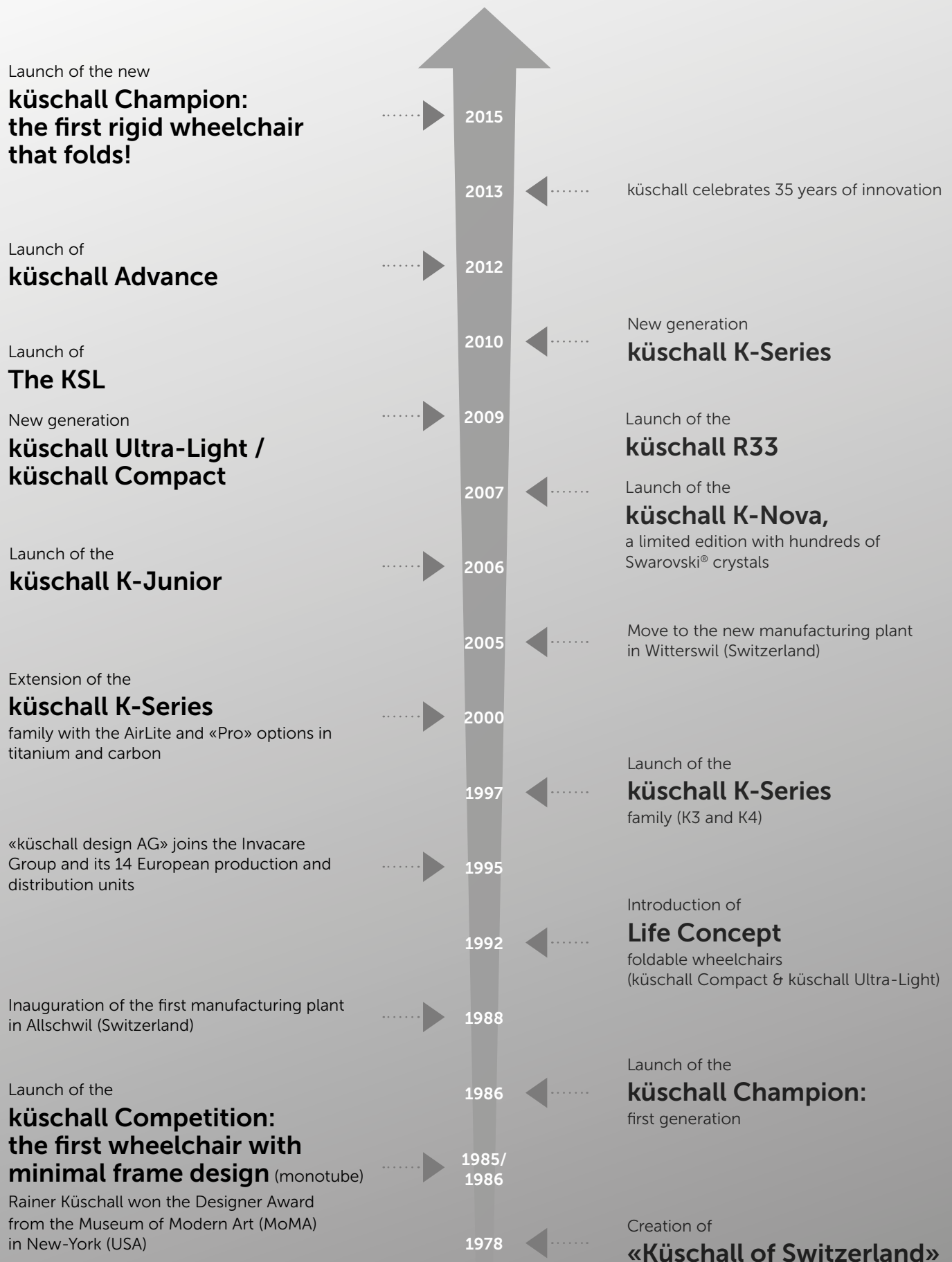
«The KSL is another body part, an extension of oneself. It not only facilitates an active everyday life, but it also makes the user appear to be using an elegant accessory rather than a necessary means to move around. But it certainly is necessary for me, since the tilted seat, totally adapted to my body – as I am a tall person with a high-level injury and long legs – makes it very comfortable. The rather narrow lady's backrest, conforming as it does to my slim back, also makes my sitting position very steady and stops me from sliding back and forth from one side to the other. Because it is so lightweight, this wheelchair is easy to handle for my personal assistants when I need to be pushed up a slope or a high kerb, or when they need to fold it. Being a public person – a journalist and a lecturer – who travels a lot, I feel that The KSL wheelchair is an integral and valuable part of my persona, of my image so to speak, since through its elegance it infuses me with self-confidence and an easy sense of style. This makes The KSL outstanding in its field and puts it a notch or two above its competitors. The KSL enhances my everyday life, since it is an aesthetic accessory promoting my active and independent lifestyle.»



performance & INSPIRATION



KEY MILESTONES



OUR HISTORY & VALUES

OUR VALUES: DESIGN, SWISS PRECISION QUALITY, DRIVING PERFORMANCE, LIGHTNESS & EASY HANDLING

Küschall is well-known for being at the cutting-edge of manual active wheelchair production, creating design-led models that combine superior driving performance with revolutionary functionality and striking, contemporary aesthetics. Since 1978 and thanks to its founder Rainer Küschall, himself tetraplegic, küschall has developed several new solutions that have improved the quality of life for thousands of people. Being part of the Invacare Group since 1995, küschall constantly pays great attention to innovation and design as well as quality and driving performance.

In 2013, we were proud to celebrate our 35 years of existence with you – 35 years of partnership during which we have strengthened our relationship with you, our clients, whether you are wheelchair users, providers or therapists. We are glad to work for you and will continue with the same values in the future. With a range of eight active wheelchairs of both rigid and foldable types, we hope you will find the product that meets your needs and expectations. Find more information and the very latest news about küschall and its products on the küschall website: www.kuschall.com

WHAT KÜSCHALL STANDS FOR, OUR VALUES

Stunning design. At küschall, we truly believe what is most important is not the wheelchair itself, but the person! With their sleek and minimal design, küschall wheelchairs aim to enhance your daily life and activities!

Swiss precision quality. All küschall wheelchairs are produced in Witterswil, Switzerland. They all have to pass strong quality and field tests when developed, but also each küschall wheelchair is closely examined before leaving the factory. All measurements are checked, and functionality and driving performance tests are performed. There is no compromise: they are all perfect before we ship them to you.

Driving performance & mobility. We aim to develop products which will provide the best possible driving performance and make everyday life easier! Küschall prides itself on its innovation strength, top quality material, smart mechanical assembling solutions to achieve impressive frame rigidity and stiffness, but also high adjustability, to offer you both perfect driving performance and the most efficient and ergonomically correct active sitting position.

Lightness & easy handling. Offering you the best is our goal. Particularly versatile and functional, küschall wheelchairs are also lightweight. They are convenient to handle and easy to transport, and thanks to their compact size, they will also fit in even the smallest places.

«I hope that your küschall wheelchair will become a trustful, reliable friend.»

Rainer Küschall, Founder of Küschall AG

«Welcome to the world of küschall – a world where the user's way of life and aspirations drive everything. Every wheelchair we deliver is unique and built specifically for one individual; always with the aim to exceed the user's expectations.»

Passionate about küschall, in representation of the entire küschall-Team:
Martin Steegmüller, Managing Director of Küschall AG



extrem superlet light léger
leicht legere SUPERLIGHT &
puur vederlicht SIMPLY EXTREME
semplicemente superleggera
extremadamente ligera

THE KSL

WITH THE NAME THE KSL, KÜSCHALL IS COMBINING THE K, SYMBOL FOR KÜSCHALL QUALITY AND DESIGN, WITH THE LETTERS «SL», FOR SUPER LIGHT.

With its sleek and dynamic design and high quality materials, The KSL ensures not only the best driving performance and high stability, but lightness, with a total weight below 7 kg (rear wheels included). The customization and high rigidity of The KSL give outstanding driving performance.

The KSL is designed to fit a variety of personalities, and offers the best in quality and performance. It is designed to improve whatever lifestyle you have chosen, and to provide you with the perfect tool to express yourself in your active life.


















LEGEND

- 1. CONFIGURATION:** This wheelchair has an aluminium tapered frame in the colour 'atomic violet' combined with a CPS chrome, standard carbon camber bar and clothes-guards, aluminium foot-tube, mini push-handles, active brakes, 4" Starec front wheels and high performance rear wheels with Schwalbe tyres and polished stainless steel handrims.
- 2. BACKREST:** The KSL is available either with a fixed backrest welded to the angle of your choice or with a foldable backrest. The latter option offers easier transportation when traveling.

- 3. BACKREST UPHOLSTERY:** with a choice of four different backrest upholsteries (standard, light, tension adjustable and aero), The KSL offers a configuration to suit everybody.
- 4. CUSTOMIZE YOUR WHEELCHAIR:** Get your name (or a few words of your choice) be engraved on the customizable bearing block and make your wheelchair unique.

TECHNICAL DATA

 Frame angle 75°/90° V-frame or tapered	 Seat width 340 – 440 mm in increments of 20 mm	 Seat depth 385 – 485 mm in increments of 25 mm	 Backrest height 270 – 420 mm in increments of 15 mm
 Seat height front: 450 – 530 mm rear: 400 – 480 mm in increments of 10 mm	 Knee-to-heel length 350 – 500 mm in increments of 10 mm	 Centre of gravity 80 mm/95 mm/110mm/ 125 mm/140 mm	 Backrest angle 74°/78°/82°/86°/90°
 Max. safe slope 7°	 Reversing width 920 – 1230 mm	 Total width SW + 170 mm	 Total length 75°: approx. 800 mm 90°: approx. 730 mm
 Total weight unloaded approx. 6.8 kg	 Transport weight w/out rear wheels approx. 4.3 kg	 Max. user weight 100 kg	

KÜSCHALL ADVANCE

DESIGNED FROM A COMPLETELY NEW STARTING POINT AND CONSIDERING THE MOST IMPORTANT NEED FOR THE USERS: THE SEATING.

The küschall Advance has been designed to be fine-adjusted to each user's specific needs and even offers the possibility of changing the front frame, thanks to the quick release option. Made from carbon, the rigid seat plate increases the stiffness of the entire wheelchair, and thus gives outstanding driving performance.

Light, configurable, and above all adjustable like no other, the küschall Advance is for the user who wants an outstanding active wheelchair that meets all everyday mobility and style needs.



LEGEND

- 1. CONFIGURATION:** This wheelchair has an aluminium standard frame in the colour 'royal red', a standard aluminium camber bar, carbon mud-guards, aluminium foot-tube, mini push-handles, performance brakes, 4" Starec front wheels and high performance rear wheels with Schwalbe tyres and black aluminium handrims.
- 2. CARBON SEAT PLATE:** With a rigid carbon seat plate, the rigidity and driving performance of the küschall Advance is improved while preserving the lightness of the wheelchair. The adjustable small carbon stripes bring a perfect balance of comfort and pressure distribution.
- 3. STEPLESS ADJUSTABILITY:** Adjustable at no fewer than seven points in total, the küschall Advance will always meet each user's specific needs. The special front castor design is steplessly adjustable in height as well as in angle.
- 4. FRAME:** The optional quick release frame offers you the possibility of changing the front frame set according to your wishes! This option is based on an innovative zero play frame-to-seat module connection system, making it possible to easily remove the complete front frame set from the seat module. The küschall Advance transforms into a small and compact unit for transportation and fits into the smallest of car boots.

TECHNICAL DATA



Frame angle
75°/90°
V-frame or tapered



Seat width
340 – 460 mm
in increments of 20 mm



Seat depth
360 – 520 mm
in increments of 20 mm



Backrest height
270 – 480 mm
in increments of 15 mm



Seat height
front: 450 – 550 mm
rear: 390 – 490 mm
stepless adjustable



Knee-to-heel length
220 – 520 mm
stepless adjustable



Centre of gravity
80 mm/95 mm/110mm/
125 mm/140 mm
stepless adjustable



Backrest angle
78°/82°/86°/90°/94°



Max. safe slope
7°



Reversing width
920 – 1230 mm



Total width
SW + 170 mm



Total length
75°: approx. 830 mm
90°: approx. 760 mm



Total weight unloaded
approx. 8.8 kg



Transport weight w/out rear wheels
approx. 6.2 kg



Max. user weight
125 kg

ressentez la différence
een compleet nieuwe ervaring EXPERIENCE
erlebe den unterschied SOMETHING
en helt ny oplevelse
provare qualcosa di diverso DIFFERENT
experimenta algo diferente



Tecnologia de ponta **technology génial**
tecnología puntera
geniale technologie **INSPIRED**
geïnspireerde technologie **TECHNOLOGY**
tecnologia all'avanguardia
Førsteklasses design oc kjøreegenskaper




KÜSCHALL R33

SUPERIOR DESIGN WHICH COMBINES EXCELLENT DRIVING PERFORMANCE WITH REVOLUTIONARY FUNCTIONALITY AND AESTHETICS.

The main feature of this model is positioned under the seat. The patented shock-absorbing Low Impact System L.I.S.[®] is a unique built-in technology only to be found on the küschall R33. Its shock-absorbing function will help you to experience a comfortable ride by cushioning your back wherever you are.

Being a pure küschall invention, this L.I.S.[®] technology has been implemented in the küschall R33 to increase your quality of life. The küschall R33 was honoured with prizes many times for its revolutionary design and incomparable comfort.



LEGEND
















1. CONFIGURATION: This wheelchair has an aluminium standard frame in colour 'ivory white' combined with a CPS champagne, carbon camber bar, carbon mud-guards, aero tension adjustable with Velcro[®] black backrest upholstery, titanium foot-tube, active brakes, 4" Starec front wheels and high performance rear wheels with Schwalbe Marathon tyres and titanium handrims.

2. LOW IMPACT SYSTEM: The Low Impact System L.I.S.[®] is a unique technology development in the wheelchair world. This integrated shock-absorber guarantees the user an incomparable attenuation effect. In the picture it is represented in combination with the Colour-Power-Set option in comet red.

3. BACKREST: The küschall R33 is available either with a standard backrest in aluminium (black) or in titanium. The shape of the backrest bar is rounded to facilitate the access to the back pocket. As option anti-tip can be mounted on the küschall R33 (one or both sides).

4. WHEELS: Küschall offers different types of wheels. The Starec wheel is available in combination with the Colour-Power-Set (CPS) option. When you choose a CPS colour as an option, both the hubs and the rims of your Starec rear wheels also come in this colour.

TECHNICAL DATA

 Frame angle 75°/90° V-frame	 Seat width 340 – 440 mm in increments of 20 mm	 Seat depth 375 – 450 mm in increments of 25 mm	 Backrest height 270 – 465 mm in increments of 15 mm
 Seat height front: 460 – 510 mm rear: 430 – 480 mm in increments of 10 mm	 Knee-to-heel length 300 – 480 mm in increments of 10 mm	 Centre of gravity 39 mm/62 mm/ 85 mm/108 mm/ 131 mm/154 mm	 Backrest angle 74°/78°/82°/86°/90°
 Max. safe slope 7°	 Reversing width 920 – 1230 mm	 Total width SW + 170 mm	 Total length 75°: approx. 830 mm 90°: approx. 760 mm
 Total weight unloaded approx. 9.4 kg	 Transport weight w/out rear wheels approx. 6.8 kg	 Max. user weight 100 kg	

KÜSCHALL K-SERIES

EXPRESS YOURSELF IN PURE LINES, LIGHTNESS AND PERFORMANCE.

The küschall K-Series represents a breakthrough in innovative wheelchair design, suitable for active people who demand a product with aesthetic appeal as well as exceptional strength and performance.

















Available in a wide range of colours, options and materials (see The Prestige Collection), the küschall K-Series boasts a 'No Limits' approach, offering dynamic frames that can withstand the rigours of everyday use and are suitable for even the most extreme wheelchair users.



LEGEND

- 1. CONFIGURATION:** This wheelchair has an aluminium stand-ard frame in the colour 'ivory white', carbon camber bar, carbon mud-guards, standard tension adjustable with Velcro® black/grey backrest upholstery, standard aluminium foot-tube, active brakes, 4" Starec front wheels and high performance rear wheels with Schwalbe Marathon tyres and aluminium grey handrims.
- 2. FRAME:** Available with the aluminium frame version, the adducted frame reduces the front chassis width by 40 mm. This is ideal for those who need less space and prefer to keep their legs closer together.
- 3. CAMBER BAR FIXATION:** The standard aluminium camber bar is designed with a fixation in two tones: black and anodized silver – a small detail, but one that gives this wheelchair a truly stylish finish!
- 4. COLOUR-POWER-SET:** The CPS option applies to different parts of the wheelchair, and comes in a range of seven different colours (six anodized and one chrome).

TECHNICAL DATA

 Frame angle 75°/90° V-frame or tapered	 Seat width 340 – 480 mm in increments of 20 mm
 Seat depth 375 – 525 mm in increments of 20 mm	 Seat height front: 450 – 520 mm rear: 380 – 490 mm in increments of 10 mm
 Knee-to-heel length 290 – 480 mm in increments of 10 mm	 Centre of gravity 80 mm/95 mm/110mm/ 125 mm/140 mm
 Backrest height 270 – 480 mm in increments of 15 mm	 Backrest angle 74°/78°/82°/86°/90°
 Max. safe slope 7°	 Reversing width 920 – 1230 mm
 Total width SW + 170 mm	 Total length 75°: approx. 830 mm 90°: approx. 760 mm
 Total weight unloaded approx. 7.9 kg	 Transport weight w/out rear wheels approx. 5.3 kg
 Max. user weight 120 kg	 Crash Test approved Fulfills the requirements of ISO 7176-19




unikke køreegenskaber sans limites
grenzeloos A «NO LIMITS» RANGE
WITH PERSONALITY AT THE HEART
ligereza y rendimiento OF ITS DESIGN
senza confronti in personalita' e design

KÜSCHALL K-SERIES *attract*

AN ATTRACTIVE WHEELCHAIR FOR EVERYONE.

Versatile and configurable to suit a wide range of personal requirements, the küschall K-Series *attract* is for anyone, of any age, who demands a product offering effortless mobility combined with great style.

With its tapered front frame and four standard mat-structured colours, the küschall K-Series *attract* is the perfect combination of lightness and easy handling, quality and reliability, while offering outstanding driving performance.



















LEGEND

- 1. CONFIGURATION:** This wheelchair has an aluminium tapered standard frame in the colour 'attract red', standard aluminium camber bar, composite clothes-guards, standard tension adjustable with Velcro® black backrest upholstery, standard aluminium foot-tube, active brakes, 4" everyday front wheels and active rear wheels with light wall tyres and aluminium grey handrims.
- 2. FRAME:** Available in 75° or 90°, the standard tapered aluminum front frame creates a tight mobility package and assists with leg and feet positioning.

- 3. COLOURS:** The special structure of the mat colours on the küschall K-Series *attract* ensures high durability and resistance to scratches. Choose between four attractive colours: attract black, attract grey, attract red or attract blue.
- 4. SEAT UPHOLSTERY:** As an option, the seat upholstery is also available with tension adjustment Velcro® straps.

TECHNICAL DATA

 Frame angle 75°/90° tapered	 Seat width 360 – 480 mm in increments of 20 mm	 Seat depth 375 – 475 mm in increments of 20 mm	 Backrest height 315 – 480 mm in increments of 15 mm
 Seat height front: 480 – 510 mm rear: 400 – 480 mm in increments of 10 mm	 Knee-to-heel length 290 – 480 mm in increments of 10 mm	 Centre of gravity 80 mm/95 mm/ 110 mm/125 mm	 Backrest angle 74°/78°/82°/86°/90°
 Max. safe slope 7°	 Reversing width 920 – 1230 mm	 Total width SW + 170 mm	 Total length 75°: approx. 830 mm 90°: approx. 760 mm
 Total weight unloaded approx. 10.3 kg	 Transport weight w/out rear wheels approx. 7 kg	 Max. user weight 120 kg	 Crash Test approved Fulfills the requirements of ISO 7176-19



être en mouvement
vivre votre vie **LIVE YOUR**
lebe dein leben LIFE
qualità e design **set in motion**
ponte en marcha vive tu vida

Contemporary DESIGNS
with PRECISION
in Titanium & Carbon



THE PRESTIGE COLLECTION

EXCLUSIVE MATERIALS FOR HIGHLY ACTIVE PEOPLE.

The optimal selection for a perfect design. Experience superior driving performance with exceptional strength and aesthetic appeal. The high-end materials of Titanium and Carbon leave nothing else to be desired.

With sleek, contemporary designs combined with durable, lightweight materials, The Prestige Collection is the ideal choice for active individuals who have a strong affinity for precision and will enhance daily life or any adventurous activity.



Whether your lifestyle is constantly on the go or moving in stylish circles, the küschall K-Series and the küschall Champion in Titanium or Carbon offer individuals something truly unique as a means of everyday mobility.

These contemporary designs are available in a rigid or foldable frame. Versatile and highly configurable to suit a wide range of personal requirements, the küschall K-Series is designed for individuals who demand effortless mobility combined with efficient driving capabilities. With its ease of transportation and unique scissor folding mechanism, the küschall Champion is perfect for life on the go. Its lightweight, minimalist design and sleek aesthetics will give individuals the freedom to participate wherever they may be.



KÜSCHALL K-SERIES KÜSCHALL CHAMPION



for total
FREEDOM





vivez sans frontières
vivere senza confini
at leve uden grænser
leben ohne grenzen
onbegrensde mogelijkheden
Muévete sin límites


LIVE WITHOUT
LIMITS

KÜSCHALL CHAMPION

A RIGID FOLDABLE WHEELCHAIR!

The küschall Champion is the reference for foldable wheelchairs, and this new generation sets the standard at the highest level. Experience the driving performance and the stability of a rigid wheelchair with all the advantages of a foldable one. New features are the high stability and stiffness.

Test users have already confirmed to us that the driving performance of this wheelchair is without doubt comparable to that of a rigid one. Stepless adjustable in many ways, the küschall Champion suits all types of user. With its unique horizontal folding mechanism, the küschall Champion is purely the first rigid wheelchair that folds.



LEGEND

- 1. CONFIGURATION:** This wheelchair has an aluminium standard frame in the colour 'ivory white' combined with CPS arctic blue, removable carbon mudguards clothes-guards, standard slightly upholstered backrest, performance brakes, 4" Starec front wheels and high performance rear wheels with Schwalbe Marathon tyres and The Surge handrims.
- 2. COMPACTNESS:** The unique horizontal folding mechanism turns this wheelchair into one of the smallest possible travelling chairs. With its compact size of 765 x 390 x 285 mm, fold the wheelchair and its backrest, remove the rear wheels, and it fits in the smallest of cars.
- 3. STEPLESS ADJUSTABILITY:** With stepless adjustments at the front and the rear, and easy positioning of the centre of gravity (9 different seat positions and 5 backrest angles), the küschall Champion will always meet each individual's specific needs. Side supporters also come in CPS when selected.
- 4. BACKREST:** As a standard feature it includes a soft locking mechanism on the backrest so that it doesn't open when folded.

TECHNICAL DATA



Frame angle
75°/85°
straight or tapered



Seat width
360 – 480 mm
in increments of 20 mm



Seat depth
340 – 480 mm
in increments of 20 mm



Seat height
front: 450 – 540 mm
rear: 390 – 490 mm
stepless adjustable



Knee-to-heel length
320 – 500 mm
stepless adjustable



Backrest height
300 – 465 mm
in increments of 15 mm



Backrest angle
76°/80.5°/85°/89.5°/94°



Max. safe slope
7°



Reversing width
920 – 1230 mm



Total width
SW + 160 mm



Total width folded
approx. 285 mm



Total length
75°: approx. 930 mm
85°: approx. 850 mm



Total weight unloaded
approx. 9.2 kg



Transport weight w/out rear wheels
approx. 6.7 kg



Max. user weight
125 kg





express
YOURSELF

KÜSCHALL ULTRA-LIGHT

A LIGHT AND COMPACT WHEELCHAIR DESIGNED TO SUIT AN ACTIVE LIFE-STYLE, OFFERING BOTH HIGH MOBILITY AND INDEPENDENCE.

The rigid front makes the küschall Ultra-Light a very robust wheelchair, giving it a sturdiness and driving performance comparable with a rigid frame wheelchair. With its «one-finger» folding system, it allows those with reduced strength and/or hand function to fold the wheelchair without having to apply excessive force.

The küschall Ultra-Light foldable active wheelchair offers users the ultimate support when they need to push the limits of what's possible. The combination of design, driving performance as well as manoeuvrability results in an ultra-light wheelchair that delivers on all fronts.



1.



2.



3.



4.

LEGEND

- 1. CONFIGURATION:** This wheelchair has an aluminium standard frame in the two-tone frame colour 'dynamite orange' (front) and 'black mat' (cross-brace and rear frame), carbon clothes-guards, light backrest upholstery, two-piece plastic footplates, 4" Starec front wheels and hub brake rear wheels with Schwalbe tyres and aluminium grey handrims.
- 2. FRAME:** Two types of front frame are available on the küschall Ultra-Light: active 70° or dynamic 80°. Both are also available in a tapered version. This last option reduces the front width for better manoeuvrability and increased leg support.

- 3. BACKREST:** The küschall Ultra-Light has an optional foldable backrest. Combined with the foldable frame, this makes it easy to handle, move and transport. Measuring just 290 mm width when folded, the küschall Ultra-Light fits into the smallest of storage spaces.
- 4. HUB BRAKES:** With integrated brakes on the hubs, 24 silver spokes and a black rim, the new hub brake wheels guarantee you better handling of the wheelchair and a lighter weight. No need for additional brakes mounted on the frame.

TECHNICAL DATA



Frame angle
70°/80°
straight or tapered



Seat width
280 – 500 mm
in increments of 20 mm



Seat depth
320 – 500 mm
in increments of 20 mm



Seat height
front: 430 – 530 mm
rear: 390 – 500 mm
in increments of 10 mm



Knee-to-heel length
200 – 510 mm
in increments of 10 mm



Backrest height
300 – 510 mm
in increments of 15 mm



Backrest angle
82°/86°/90°/
94°/98°/102°



Max. safe slope
7°



Reversing width
920 – 1230 mm



Total width
SW + 180 mm



Total width folded
approx. 290 mm



Total length
70°: approx. 880 mm
80°: approx. 830 mm



Total weight unloaded
approx. 10.1 kg



Transport weight w/out rear wheels
approx. 7.2 kg



Max. user weight
130 kg



Crash Test approved
Fulfills the requirements of ISO 7176-19

ultra liberté partout, tout le temps
überall dabei sein, jederzeit
ga waar je wil. doe wat je wil
Te acompaña a donde vayas
GO ANYWHERE
DO ANYTHING
dovunque. comunque.





pliable. fonctionnel. compact
faltbar. funktional. kompakt. **FOLDABLE**
opklapbaar. functioneel.
compact. **FUNCTIONAL**
pieghevole. pratica. compatta.
plegable. funcional. compacta. **COMPACT**

KÜSCHALL COMPACT

MADE FOR ACTIVE USERS WHO REQUIRE A HIGHER LEVEL OF SUPPORT AND CONFIGURABILITY.

The küschall Compact is an «easy to drive» wheelchair adapted to suit users with reduced strength. The wide range of adjustment and configuration possibilities make the küschall Compact a functional and reliable wheelchair, and it can also be adapted for hemiplegics.

With excellent driving performance without any compromise on the level of security and stability, the küschall Compact is an «easy to use» foldable wheelchair. It comes with swing-in and -out detachable legrests for easy front transfers and compact storage dimensions.



LEGEND

1. CONFIGURATION: This wheelchair has an aluminium standard frame in the frame colour 'umbra glaze' combined with CPS techno-anthracite, carbon clothes-guards, aero backrest upholstery, two-piece plastic footplates, 4" Starec front wheels and high performance rear wheels with Schwalbe Marathon tyres and aluminium grey handrims.

2. ABDUCTION FRAME: For those who require very low seat heights, such as users with hemiplegia, the küschall Compact can be built with an abduction frame (30 mm additional space in front per side) on either the right, left or both sides.

3. LEGREST FRAME: The küschall Compact can be configured to meet the individual needs of any user, and is offered with the option of three different legrest gradients. Available in 90°, 80° and 70°, the legrest frame can be folded-in or folded-out and is very easy to remove.

4. PUSH-HANDLES: From classic fixed push-handles, mini or long, to foldable ones or even the height-adjustable rear set version (shown in the picture), different types of push-handles are available on the küschall Compact to suit the needs of the assistant.

TECHNICAL DATA



Legrest angle
70°/80°/90°



Seat width
280 – 500 mm
in increments of 20 mm



Seat depth
320 – 500 mm
in increments of 20 mm



Seat height
front: 380 – 530 mm
rear: 380 – 500 mm
in increments of 10 mm



Knee-to-heel length
210 – 510 mm
in increments of 10 mm



Max. safe slope
7°



Backrest height
300 – 510 mm
in increments of 15 mm



Backrest angle
82°/86°/90°/
94°/98°/102°



Reversing width
920 – 1230 mm



Total length
70°: approx. 940 mm
80°: approx. 890 mm
90°: approx. 840 mm



Total width
SW + 180 mm



Total width folded
approx. 290 mm



Total weight unloaded
approx. 11 kg



Transport weight w/out rear wheels
approx. 8.3 kg



Max. user weight
130 kg



Crash Test approved
Fulfills the requirements of ISO 7176-19



discover
your LIFESTYLE



E

COMPARISON TABLE



Model	THE KSL	KÜSCHALL ADVANCE	KÜSCHALL R33	KÜSCHALL K-SERIES
Description	Simply extreme and superlight	Experience something different	Inspired technology	A «no limits» range
Characteristics	Rigid wheelchair	Rigid wheelchair	Rigid wheelchair	Rigid wheelchair
Max. user weight	100 kg	125 kg	100 kg	120 kg
Total weight (unloaded)	approx. 6.8 kg	approx. 8.8 kg	approx. 9.4 kg	approx. 7.9 kg
Transport weight (w/out rear wheels)	approx. 4.3 kg	approx. 6.2 kg	approx. 6.8 kg	approx. 5.3 kg
Total length	75°: approx. 800 mm 90°: approx. 730 mm	75°: approx. 830 mm 90°: approx. 760 mm	75°: approx. 830 mm 90°: approx. 760 mm	75°: approx. 830 mm 90°: approx. 760 mm
Total width	SW + 170 mm	SW + 170 mm	SW + 170 mm	SW + 170 mm
Total width folded	N/A	N/A	N/A	N/A
Frame angle	75°/90° V-frame or tapered	75°/90° V-frame or tapered	75°/90° V-frame	75°/90° V-frame or tapered
Seat width (SB)	340 - 440 mm (in increments of 20 mm)	340 - 460 mm (in increments of 20 mm)	340 - 440 mm (in increments of 20 mm)	340 - 480 mm (in increments of 20 mm)
Seat depth (ST)	385 - 485 mm (in increments of 25 mm)	360 - 520 mm (in increments of 20 mm)	375 - 450 mm (in increments of 25 mm)	375 - 525 mm (in increments of 20 mm)
Seat height (SH)	front: 450 - 530 mm rear: 400 - 480 mm (in increments of 10 mm)	front: 450 - 550 mm rear: 390 - 490 mm stepless adjustable	front: 460 - 510 mm rear: 430 - 480 mm (in increments of 10 mm)	front: 450 - 520 mm rear: 380 - 490 mm (in increments of 10 mm)
Knee-to-heel length (UL)	350 - 500 mm (in increments of 10 mm)	220 - 520 mm stepless adjustable	300 - 480 mm (in increments of 10 mm)	290 - 480 mm (in increments of 10 mm)
Backrest height (RH)	270 - 420 mm (in increments of 15 mm)	270 - 480 mm (in increments of 15 mm)	270 - 465 mm (in increments of 15 mm)	270 - 480 mm (in increments of 15 mm)
Backrest angle (RW)	74°/78°/82°/86°/90°	78°/82°/86°/90°/94°	74°/78°/82°/86°/90°	74°/78°/82°/86°/90°
Max. safe slope	7°	7°	7°	7°
Reversing width	920 - 1230 mm	920 - 1230 mm	920 - 1230 mm	920 - 1230 mm
Crash test	-	-	-	Approved

Measurements and weights indicated are based on seat width 400 mm and seat depth 400 mm in the lightest and most compact configuration possible. Weight and measurements can change with the different configurations. Exception for the küschall K-Series attract: weights indicated are based on seat width 400 mm and seat depth 400 mm in the standard configuration.



Model	KÜSCHALL K-SERIES <i>attract</i>	KÜSCHALL CHAMPION	KÜSCHALL ULTRA-LIGHT	KÜSCHALL COMPACT
Description	Set in motion	A rigid foldable wheelchair	Go anywhere. Do anything.	Foldable. Functional. Compact.
Characteristics	Rigid wheelchair	Foldable wheelchair	Foldable wheelchair	Foldable wheelchair
Max. user weight	120 kg	125 kg	130 kg	130 kg
Total weight (unloaded)	approx. 10.3 kg	approx. 9.2 kg	approx. 10.1 kg	approx. 11 kg
Transport weight (w/out rear wheels)	approx. 7 kg	approx. 6.7 kg	approx. 7.2 kg	approx. 8.3 kg
Total length	75°: approx. 830 mm 90°: approx. 760 mm	75°: approx. 930 mm 85°: approx. 850 mm	70°: approx. 880 mm 80°: approx. 830 mm	70°: approx. 940 mm 80°: approx. 890 mm 90°: approx. 840 mm
Total width	SW + 170 mm	SW + 160 mm	SW + 180 mm	SW + 180 mm
Total width folded	N/A	approx. 285 mm	approx. 290 mm	approx. 290 mm
Frame angle	75°/90° tapered	75°/85° straight or tapered	70°/80° straight or tapered	70°/80°/90°
Seat width (SB)	360 - 480 mm (in increments of 20 mm)	360 - 480 mm (in increments of 20 mm)	280 - 500 mm (in increments of 20 mm)	280 - 500 mm (in increments of 20 mm)
Seat depth (ST)	375 - 475 mm (in increments of 20 mm)	340 - 480 mm (in increments of 20 mm)	320 - 500 mm (in increments of 20 mm)	320 - 500 mm (in increments of 20 mm)
Seat height (SH)	front: 480 - 510 mm rear: 400 - 480 mm (in increments of 10 mm)	front: 450 - 540 mm rear: 390 - 490 mm (stepless adjustable)	front: 430 - 530 mm rear: 390 - 500 mm (in increments of 10 mm)	front: 380 - 530 mm rear: 380 - 500 mm (in increments of 10 mm)
Knee-to-heel length (UL)	290 - 480 mm (in increments of 10 mm)	320 - 500 mm (stepless adjustable)	200 - 510 mm (in increments of 10 mm)	210 - 510 mm (in increments of 10 mm)
Backrest height (RH)	315 - 480 mm (in increments of 15 mm)	300 - 465 mm (in increments of 15 mm)	300 - 510 mm (in increments of 15 mm)	300 - 510 mm (in increments of 15 mm)
Backrest angle (RW)	74°/78°/82°/86°/90°	76°/80.5°/85°/89.5°/94°	82°/86°/90°/94°/98°/102°	82°/86°/90°/94°/98°/102°
Max. safe slope	7°	7°	7°	7°
Reversing width	920 - 1230 mm	920 - 1230 mm	920 - 1230 mm	920 - 1230 mm
Crash test	Approved	-	Approved	Approved

THE COLOURS



Colours	THE KSL	KÜSCHALL ADVANCE	KÜSCHALL R33	KÜSCHALL K-SERIES	KÜSCHALL K-SERIES <i>attract</i>	KÜSCHALL CHAMPION	KÜSCHALL ULTRA-LIGHT	KÜSCHALL COMPACT
Black mat	✓	✓	✓	✓	-	✓	✓	✓
Glossy black	✓	-	✓	✓	-	✓	✓	✓
Ivory white	✓	✓	✓	✓	-	✓	✓	✓
Silver grey	✓	-	✓	✓	-	✓	✓	✓
Smokey grey	✓	-	✓	✓	-	✓	✓	✓
Royal blue	-	✓	✓	✓	-	✓	✓	✓
Royal red	✓	✓	✓	✓	-	✓	✓	✓
Flashy yellow	✓	✓	✓	✓	-	✓	-	✓
Dynamite orange	✓	✓	✓	✓	-	✓	✓	✓
Mercury blue	✓	✓	✓	✓	-	✓	✓	✓
Nitro pink	✓	-	-	✓	-	✓	✓	✓
Atomic violet	✓	-	-	✓	-	✓	✓	✓
Mint green	-	-	-	-	-	✓	-	-
Night shimmer	✓	-	✓	✓	-	-	✓	✓
Umber glaze	-	-	-	-	-	-	-	✓
Purple fire	-	-	✓	✓	-	-	✓	✓
Polished frame	-	✓	✓	✓	-	-	-	-
Attract black	-	-	-	-	✓	-	-	-
Attract grey	-	-	-	-	✓	-	-	-
Attract blue	-	-	-	-	✓	-	-	-
Attract red	-	-	-	-	✓	-	-	-



CPS	THE KSL	KÜSCHALL ADVANCE	KÜSCHALL R33	KÜSCHALL K-SERIES	KÜSCHALL K-SERIES <i>attract</i>	KÜSCHALL CHAMPION	KÜSCHALL ULTRA-LIGHT	KÜSCHALL COMPACT
Chrome	✓	✓	✓	✓	-	✓	✓	✓
Techno-anthracite	✓	✓	✓	✓	-	✓	✓	✓
Comet red	✓	✓	✓	✓	-	✓	✓	✓
Copper glaze	✓	-	-	✓	-	-	✓	✓
Champagne	✓	✓	✓	✓	-	✓	✓	✓
B-Blue	✓	-	✓	✓	-	✓	✓	✓
Arctic blue	✓	✓	✓	✓	-	✓	✓	✓
Olive	✓	-	✓	✓	-	-	✓	✓

**YOU ARE AN ESSENTIAL PART OF THE MYKÜSCHALL TEAM:
YOU HAVE THE IDEA, WE TURN IT INTO REALITY!**

Bringing together more than 35 years of innovation and experience, MYküschall is a dedicated service, which creates and offers «designed for life» customized wheelchairs. From technical to aesthetic design customizations, we can optimize your wheelchair to your needs within a wide range of possibilities.

Based on the therapeutic guidelines that you give us, we can customize your next wheelchair so that it meets your postural requirements, thereby improving your comfort and the overall driving performance. From frame colours to special upholstery for seat and backrests, there are plenty of customizations possible.



1.



2.



3.



4.

LEGEND

1. Get the front frame of your wheelchair customized: your name, a few words of your choice, or even your signature can be printed on the frame. No risk of it being wiped away as it is protected with a transparent finish.
2. Are you looking for different tyres? For some of them, you can even choose the colour!
3. Add a touch of colour to your Spinerger LXX wheels. Spokes are available in black, white, blue, red, yellow, orange, and pink or green – and in any colour combination you like!
4. Want an individual colour for your frame? The only limit is your imagination.

Your satisfaction is key for us! We have brought together experienced küschall employees who have all worked at the Swiss factory for many years. From customer service to engineering, manufacturing and quality, these dedicated team members work together to provide safe solutions to your customization requests.

WWW.MYKUSCHALL.COM



maximizing CUSTOMIZE
your potential YOUR
WHEELCHAIR
wheelchairs as unique as you are

be





YOURSELF

ADDITIONAL INFO



COMPATIBLE WITH ALBER ADD-ON SOLUTIONS

Küschall wheelchairs are compatible with some add-on solutions (e.g. e-motion) from Alber. The e-motion is a powered assisted wheel mounted in place of the manual wheel, and assists you in movements that require power and effort.



COMPATIBLE WITH MATRX FIXED BACKREST SYSTEMS

Küschall wheelchairs are compatible with Matrix fixed backrest systems from Motion Concepts. With a large variety of backrest models, Matrix provides seating solutions which optimize comfort and support for a wide range of user needs.

For more information please contact your local küschall provider or visit:

www.alber.de

www.motionconcepts.com





küschall®
designed for life

Kim-Yves Martin Cornelia Michelle Alexander Helga
Matthias Roland Mehmet Aridio Ruben Jacques Nataiya Karen
Jean-Claude Marianne Noél Hugueette Manuel Davide
Madlaina Thierry Bernard C Kurt Sibylle Martin
Ngiem Julia Simon Kulam **RAINER** Hans Veronika
Manuel Patrick **KÜSCHALL** Mareike Carmen Sabine Francis
Christoph Roland Christophe Fernanda Nicolas Rafael
Carlos Burim Thomas Augustin Julie Eckhard Romain Sophie
Alain Isuf Reto Abdel Jochen Christoph
Luca Ilja Philipp Denis Werner
Kadir Eric Cristian
Cetin Christoph

Your küschall dealer:

*We are the
küschall-Team*