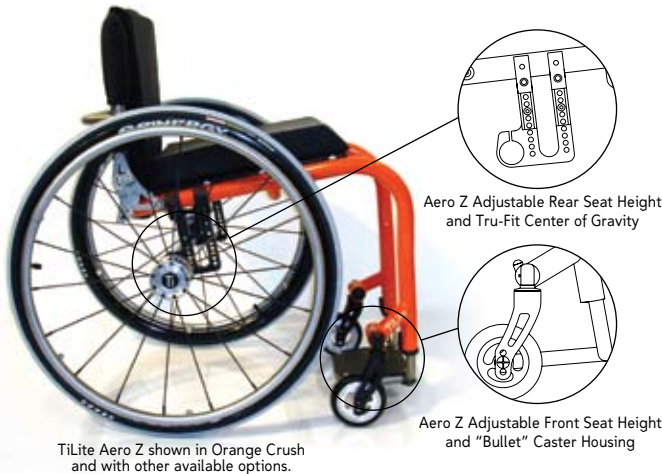


DEALER INFORMATION		SHIP TO INFORMATION	
Sales Person:	Email:	Name:	Ship Via:
Phone:		Address:	
Dealer:	Account:	City:	State: Zip:
Ordered By:	PO:	Phone:	
Address:		Fax:	
City:	State: Zip:	TiLite Information	
Phone:	Fax:	Ship Date:	
Email:		Order #:	
Mark For:			

Please Fax to the TiLite Customer Service Team at 866.586.2413 or 509.586.2413

FRAME STYLE

- AZFS1 TiLite Aero Z (Full Adjustability).....\$2,295 **K0009/ E1229¹**
(250 Pound Weight Limit)³⁷
- APWR1 Power Adaptable Frame².....\$300
- AZRF1 Reinforced Frame.....\$300



Color check your Ti with the TiLite Color Matrix at www.tilite.com.

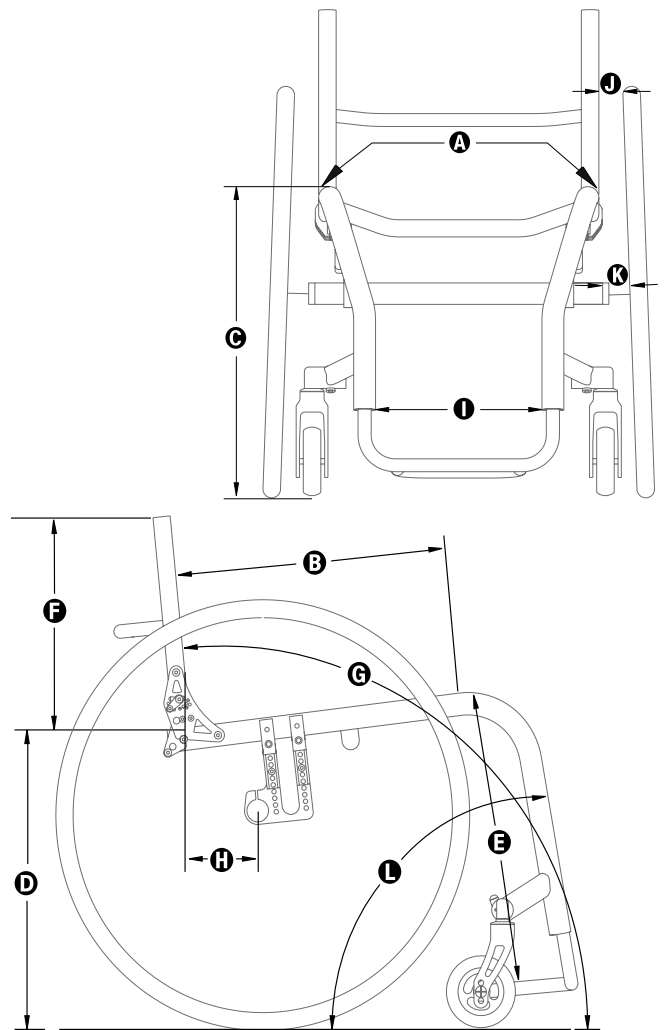
FRAME COLORS³

- AZFF1 Super Wet Black
- AZFF2 Arctic White.....**STD**
- AZFF3 Midnight Blue
- AZFF4 Sunburst Yellow.....**STD**
- AZFF5 TiLite Red
- AZFF6 Military Green.....**STD**
- AZFF7 British Racing Green
- AZFF8 Sky Blue.....**STD**
- AZFF9 Orange Crush
- AZFF10 Tickled Pink.....**STD**
- AZFF11 Purple Mist**STD**
- Transparent Colors**
- AZFF12 Ruby Red
- AZFF13 Azure Blue.....\$175
- AZFF14 Crystalline Copper.....\$175

COLOR ANODIZE PACKAGE^{3, 4}

- AZANO1 Black**STD**
- AZANO2 Blue Lagoon
- AZANO3 Red Pepper\$95
- AZANO4 Green Apple
- AZANO5 Sapphire\$95

FRAME MEASUREMENTS



REAR SEAT WIDTH A Measure from outside of seat tube at back post to the outside of the opposite seat tube at back post.

- NEW** AZRSW1 10"³⁷ 11"³⁷ 12"³⁷ 13" 14" 15" 16" 17" 18".....**STD**
- AZRSW2 19" 20"\$300 **E2201⁵**




THE ULTIMATE RIDE.™


tilite.com
1426 East Third Avenue | Kennewick, Washington 99337
509.586.6117 Tel | 800.545.2266 Toll-Free
509.586.2413 Fax | 866.586.2413 Toll-Free Fax

See End Notes on Page 6.


FRAME MEASUREMENTS

SEAT DEPTH  Measure from front of back post to the front edge of seat sling. Front edge of seat sling will be at the beginning of the bend at front of chair frame, unless Frog Legs® or a 90° Front Angle is ordered, in which case front edge of seat sling begins approximately 1" behind the bend.


- AZSD1 10"³⁷ 11"³⁷ 12"³⁷ 13" 14" 15" 16" 17" 18".....**STD**
- AZSD2 19" 20".....**\$300 E2203⁵**
- AZSD3 Frame Depth Longer or Shorter Than Seat Depth⁶.....**\$150**
Custom Frame Depth: _____"

FRONT SEAT HEIGHT  Measure from floor to top of seat tube at beginning of bend. Aero Z adjusts up and down in 1/2" increments.



- AZFSH1 16" 16.5" 17" 17.5" 18" 18.5" 19" 19.5" 20" 20.5" 21".....**STD**

REAR SEAT HEIGHT  Measure from floor to top of seat tube at back post. Aero Z adjusts up and down in 1/2" increments.

REAR SEAT HEIGHT RANGES

Rear Wheel Size	Rear Seat Height 
20"	12.5" - 18.5"
22"	14.0" - 19"
24"	14.0" - 20"
25"	14.5" - 20"
26"	15.5" - 20"

- AZRSH1 12.5" 13" 13.5" 14" 14.5" 15" 15.5" 16" 16.5" 17" 17.5" 18" 18.5" 19" 19.5" 20"..... **STD**

SEAT TO FOOTREST /FOOTRESTS Measure from front edge of seat sling to top rear of footrest. **Measurement must be at least 2" shorter than Front Seat Height .**


Standard Footrests


- 13.5" 14" 14.5" 15" 15.5" 16" 16.5" 17" 17.5" 18" 18.5" 19"
- AZFTR3 Angle Adjustable Footrest**STD K0040**
- AZFTR1 Titanium Footrest w/Flat ABS Cover.....**\$150**
- AZFTR2 Titanium Open Loop Footrest**\$200**

High Mount Footrest

- 7"-9" 9"-11" 11"-13"
- Set at _____(Use 1/2" increments)
- AZFTR4 Angle Adjustable High Mount Footrest.....**\$85 K0040**

Available on All Footrests

- (except chairs with 10" or 11" Rear Seat Width )
- AZFTR5 ABS Cover w/2" Sides..... **\$95 K0041**

SEAT BACK HEIGHT /SEAT BACKS/PUSH HANDLES Measure from top of back post to top of seat tube at rear of frame.

Folding, Adjustable-Height Seat Back

- AZSB1 Aluminum w/Black Aluminum TiShaft
Back Release Bar.....**STD**
- AZSB2 w/Bolt-On Push Handles⁷.....**\$175**
- AZSB3 w/Bolt-On Height-Adjustable Push Handles⁷.....**\$295**
- AZSB4 Titanium w/Titanium TiShaft Back Release Bar.....**\$150**
 8.5" - 12.5" 12.5" - 16.5" 16.5" - 20.5"
Set at _____(Use 1/2" increments)

Folding, Adjustable-Height Seat Back with Push Handles Integrated on Back Post



- AZSB5 Aluminum w/Black Aluminum TiShaft
Back Release Bar.....**\$85**
- AZSB6 Titanium w/Titanium TiShaft
Back Release Bar.....**\$235**
 9.5" - 12.5" 13.5" - 16.5" 17.5" - 20.5"
Set at _____(Use 1/2" increments)

Folding, Adjustable-Height Seat Back with Fold-Down Push Handles Integrated on Back Post⁸


- AZSB10 Aluminum w/Black Aluminum TiShaft
Back Release Bar.....**\$100**
- AZSB11 Titanium w/Titanium TiShaft
Back Release Bar.....**\$250**
 12" - 14" 14.5" - 18.5" 18" - 20.5"
Set at _____(Use 1/2" increments)

Available on all Backs

- AZSB8 4" Deep Backrest Rigidizer Bar.....**NCO**
- AZSB9 Depth Adjustable Back⁹.....**\$185**

SEAT BACK ANGLE  Measure angle from front of back post to floor. 90° will be perpendicular to the floor. To approximate the angle from the back post to the seat, subtract 2 degrees from measurement  for every .5" of dump.

- AZSBA1 80° 83° 86° 89° 92° 95° 98° 101°.....**STD**

CENTER OF GRAVITY  Measure from front of back post at the seat tube to the center of the rear axle.

- AZCOG1 1" 1.25" 1.5" 1.75" 2" 2.25" 2.5" 2.75" 3" 3.25" 3.5" 3.75" 4" 4.25" 4.5" 4.75" 5" 5.25" 5.5" 5.75" 6".....**STD**



THE ULTIMATE RIDE.™

tilite.com
1426 East Third Avenue | Kennewick, Washington 99337
509.586.6117 Tel | 800.545.2266 Toll-Free
509.586.2413 Fax | 866.586.2413 Toll-Free Fax

FRAME MEASUREMENTS

FOOTREST WIDTH ① Do not complete this measurement
① if C Package (Tapered Seat and/or V-Front End) will be selected in column 2 of this page. Find your Rear Seat Width **A** in the chart below and select one of the options to the right. Measure from inside of front frame tube to inside of opposite front frame tube.....**STD**

FOOTREST WIDTH ① (INSIDE MEASUREMENT) AZFW1

Rear Seat Width A (Outside Measurement)	No Taper (2.5" Narrower than Seat Width)	1.5" Taper (4" Narrower than Seat Width)	3.5" Taper (6" Narrower than Seat Width)
10"	<input type="radio"/> 7.5"		
11"	<input type="radio"/> 8.5"		
12"	<input type="radio"/> 9.5"	<input type="radio"/> 8"	
13"	<input type="radio"/> 10.5"	<input type="radio"/> 9"	
14"	<input type="radio"/> 11.5"	<input type="radio"/> 10"	
15"	<input type="radio"/> 12.5"	<input type="radio"/> 11"	<input type="radio"/> 9"
16"	<input type="radio"/> 13.5"	<input type="radio"/> 12"	<input type="radio"/> 10"
17"	<input type="radio"/> 14.5"	<input type="radio"/> 13"	<input type="radio"/> 11"
18"	<input type="radio"/> 15.5"	<input type="radio"/> 14"	<input type="radio"/> 12"
19"	<input type="radio"/> 16.5"	<input type="radio"/> 15"	<input type="radio"/> 13"
20"	<input type="radio"/> 17.5"	<input type="radio"/> 16"	<input type="radio"/> 14"

REAR WHEEL SPACING ① Measure from outside of seat back post to inside of rear tire. 3/4" Rear Wheel Spacing not available with 0° or 2° Camber **K**.

AZRWS1 .75" 1" 1.25" 1.5" 1.75" 2".....**STD**

CAMBER **K**/CAMBER TUBES

- AZCBR1 0° 2° 4° 6° 8° 12°.....**STD**
- AZCBR2 15° 18°.....**\$75**
- AZCBR3 Titanium Camber Tube.....**\$50**
- AZCBR5 Additional Aluminum Camber Tube
 0° 2° 4° 6° 8° 12° 15° 18° **\$100**
- AZCBR6 Additional Titanium Camber Tube
 0° 2° 4° 6° 8° 12° 15° 18° **\$100**
- Additional Spacers to Increase Rear Wheel Spacing...**NCO**

FRONT ANGLE ① Measure from frame front to floor.

AZFA1 70° 75° 80° 85° 90° 11°.....**STD**

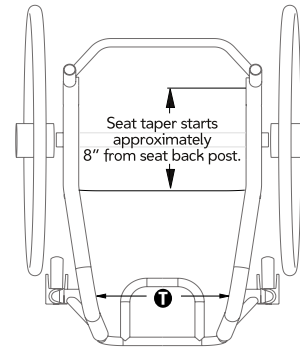
C PACKAGE

AZCPAK1 Tapered Seat and V-Front End (Measurements **①** and **②** are required for C Package. C Package is not compatible with 10" or 11" Rear Seat Width **A** or Seat Depth **B**).....**\$200 K0108**

FRONT SEAT WIDTH ① Find your Rear Seat Width **A** in the chart below and select one of the options to the right. Measure from inside of front frame tube to inside of opposite front frame tube.

FRONT SEAT WIDTH ① (INSIDE MEASUREMENT)

Rear Seat Width A (Outside Measurement)	No Seat Taper (2.5" Narrower than Rear Seat Width)	1.5" Seat Taper (4" Narrower than Rear Seat Width)	2.5" Seat Taper (5" Narrower than Rear Seat Width)
12"	<input type="radio"/> 9.5"	<input type="radio"/> 8"	<input type="radio"/> 7"
13"	<input type="radio"/> 10.5"	<input type="radio"/> 9"	<input type="radio"/> 8"
14"	<input type="radio"/> 11.5"	<input type="radio"/> 10"	<input type="radio"/> 9"
15"	<input type="radio"/> 12.5"	<input type="radio"/> 11"	<input type="radio"/> 10"
16"	<input type="radio"/> 13.5"	<input type="radio"/> 12"	<input type="radio"/> 11"
17"	<input type="radio"/> 14.5"	<input type="radio"/> 13"	<input type="radio"/> 12"
18"	<input type="radio"/> 15.5"	<input type="radio"/> 14"	<input type="radio"/> 13"
19"	<input type="radio"/> 16.5"	<input type="radio"/> 15"	<input type="radio"/> 14"
20"	<input type="radio"/> 17.5"	<input type="radio"/> 16"	<input type="radio"/> 15"

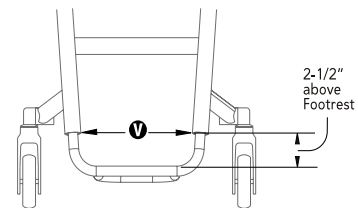


V-FRONT END ② Measure from inside of front frame tube to inside of opposite front frame tube 2-1/2" above footrest.

NO V-Front Taper

OR

- 7" 7.5" 8" 8.5" 9" 9.5"
- 10" 10.5" 11" 11.5" 12" 12.5"
- 13" 13.5" 14" 14.5" 15" 15.5"
- 16" 16.5" 17" 17.5" 18"



THE ULTIMATE RIDE.™

tilite.com
 1426 East Third Avenue | Kennewick, Washington 99337
 509.586.6117 Tel | 800.545.2266 Toll-Free
 509.586.2413 Fax | 866.586.2413 Toll-Free Fax

CHAIR OPTIONS

FRONT WHEELS

- AZFW1 ○ 3"x.75" Micro-Caster.....**STD**
- AZFW2 ○ 3"x.75" Light-Up Micro-Caster.....**\$65**
- NEW** AZFW14 ○ 4"x.75" Plastic Wheel w/Poly Tire.....**NCO**
- AZFW3 ○ 4"x.75" Light-Up Micro-Caster.....**\$65**
- AZFW4 ○ 4"x.75" Billet Aluminum Wheel w/Poly Tire.....**\$125**
○ Silver Hub ○ Black Hub
- AZFW5 ○ 4"x1" 2-Piece Billet Aluminum Wheel
w/Soft Roll Tire.....**\$165 E2219**
○ Silver Hub ○ Black Hub
- NEW** AZFW6 ○ 5"x1" Plastic Wheel w/Poly Tire¹².....**NCO**
- AZFW7 ○ 5"x1" Billet Aluminum Wheel w/Poly Tire¹².....**\$145**
○ Silver Hub ○ Black Hub
- NEW** AZFW8 ○ 5"x1" 2-Piece Billet Aluminum Wheel
w/Soft Roll Tire¹².....**\$185 E2219**
○ Silver Hub ○ Black Hub
- NEW** AZFW9 ○ 6"x1" Plastic Wheel w/Poly Tire¹³.....**NCO**
- AZFW10 ○ 6"x1.25" Plastic Wheel w/Pneumatic Tire¹³.....**\$65 E2215**
- AZFW11 ○ 6"x1" Billet Aluminum Wheel w/Poly Tire¹¹.....**\$165**
○ Silver Hub ○ Black Hub
- NEW** AZFW12 ○ 6"x1.25" Billet Aluminum Wheel
w/Pneumatic Tire¹³.....**\$165 E2215**
○ Silver Hub ○ Black Hub
- NEW** AZFW13 ○ 6"x1.25" 2-Piece Billet Aluminum Wheel
w/Soft Roll Tire¹³.....**\$195 E2219**
- AZFRG1 ○ Frog Legs® Suspension Forks¹⁴.....**\$345 E1015**
- AZCPL1 ○ Caster Pin Locks¹⁵.....**\$225 K0073**
- AZFW0 ○ Omit Front Wheels (Must Choose Wheel Size Above).....**\$20**

REAR WHEELS See Rear Seat Height Ranges chart on page 2 for Rear Seat Height limitations.

- AZRW1 ○ Spinergy WIRE™ Wheel w/Low Flange Hub.....**STD**
○ 20" (451) ○ 22" (501) ○ 24" (540)
○ 25" (559) ○ 26" (590)
- AZRW2 ○ TiLite® Wheel w/High Flange Hub.....**\$225**
○ 24" (540) ○ 25" (559) ○ 26" (590)
- AZRW3 ○ Spinergy SPOX™³ ○ Black ○ Red ○ Yellow
○ Blue ○ White.....**\$695 K0108**
○ 22" (501) - Std. Hub ○ 24" (540) - Std. Hub
○ 25" (559) - Std. Hub ○ 26" (590) - Sport Hub
- AZRW4 ○ Spinergy LX™³ ○ Black ○ Red ○ Yellow
○ Blue ○ White.....**\$895 K0108**
○ 22" (501) - Std. Hub ○ 24" (540) - Std. Hub
○ 25" (559) - Std. Hub ○ 26" (590) - Sport Hub
- AZRW5 ○ Skyway® Mags ○ 20" ○ 22" ○ 24".....**\$50**
- AZRW0 ○ Omit Rear Wheels (Must Choose Wheel Size Above and Tire Type Below).....**\$50**

PNEUMATIC REAR TIRES

- AZRTR1 ○ Treaded¹⁶.....**STD E2211**
- ZRTR2 ○ Airless Inserts¹⁷.....**\$125 E2213**
- AZRTR3 ○ 25" Primo® Treaded¹⁸.....**STD E2211**
- AZRTR4 ○ Primo®.....**NCO E2211**
- AZRTR5 ○ Kenda® High Pressure (110psi)^{3,19}
○ Grey ○ Red ○ Blue.....**\$65 E2211**
- AZRTR6 ○ 24" Grey Knobby²⁰.....**\$75 E2211**
- AZRTR7 ○ 26" Black Knobby²¹.....**\$75 E2211**
- AZRTR8 ○ 24", 25" and 26"
Schwalbe Marathon Plus Evolution.....**\$95 E2211**
- AZRTR9 ○ 24" and 25" Schwalbe SpeedRun.....**\$110 E2211**

SOLID REAR TIRES

- AZRTR8 ○ 20" (451) Street Tread.....**\$65**
- AZRTR9 ○ 22" (501) Pyramid.....**\$65**
- AZRTR10 ○ 24" (540) HerringboneTread.....**\$80**
- AZRTR10 ○ 25" (559) HerringboneTread.....**\$80**

HANDRIMS

Handrim Type

- AZRIM1 ○ Aluminum – Silver Anodized.....**STD**
- AZRIM2 ○ Titanium²².....**\$400**
- AZRIM3 ○ Natural-Fit™ (Original, Larger Profile)²³
○ Standard Grip.....**\$295**
○ Super Grip.....**\$340**
- NEW** AZRIM4 ○ Natural-Fit™ LT (Reduced Weight, Smaller Profile)²³
○ Standard Grip.....**\$325**
○ Super Grip.....**\$370**
- AZRIM5 ○ Plastic Coated – Black.....**\$95**
- AZRIM6 ○ Projections - 8 Vertical Projections²⁴.....**\$240**
- AZRIM0 ○ Omit Handrims.....**\$15**

Tab Length

- AZRIM7 ○ Long Tabs.....**STD**
- AZRIM8 ○ Short Tabs³¹.....**\$15**

WHEEL LOCKS

- AZWLK1 ○ Standard Push to Lock²⁵.....**NCO**
- AZWLK2 ○ Composite Scissor Lock.....**\$110**
- NEW** AZWLK5 ○ Black Aluminum Scissor Lock.....**\$135**
- AZWLK3 ○ Uni-Lock.....Set At: ○ Push...○ Pull.....**\$135**
- AZWLK4 ○ Extension Handles for Uni-Lock.....**\$50 E0961**

UPHOLSTERY COLORS³

- AZUPC1 ○ Black.....**STD**
- AZUPC2 ○ Ti Red ○ Royal Blue ○ Navy Blue.....**\$50**
- AZUPC2 ○ Hunter Green ○ Purple ○ Digital Camo.....**\$50**

BACK UPHOLSTERY

- AZBUP1 ○ Velcro Adjustable.....**STD**
- AZBUP2 ○ Tension Adjustable by Straps³⁸.....**\$150**
- AZBUP0 ○ Omit Back Upholstery.....**NCO**
- AZBUP3 ○ Ride Designs® Corbac™ Adjustable
Contour Back Support (Black Only).....**\$375 E2611**

CORBAC™ SEAT WIDTH/BACK HEIGHT AVAILABILITY CHART

Rear Seat Width A	Seat Back Height B
14"	13" - 15"
15"	13" - 16"
16"	14" - 16"
17"	14" - 16"
18"	14" - 16"



THE ULTIMATE RIDE.™

tilite.com
1426 East Third Avenue | Kennewick, Washington 99337
509.586.6117 Tel | 800.545.2266 Toll-Free
509.586.2413 Fax | 866.586.2413 Toll-Free Fax

CHAIR OPTIONS

SEAT UPHOLSTERY


- AZSUP1 Tension Adjustable Bolt On²⁶.....**STD**
- AZSUP2 Tension Adjustable by Straps²⁷.....**\$150**
- AZSUP3 Aluminum Solid Seat**\$225 E2618**
- AZSUP0 Omit Seat Upholstery.....**NCO**

SEAT CUSHIONS

- AZCSH1 Foam Cushion 2" 3" 4".....**\$95**
- AZCSH2 StimuLITE® Sport
(2" Black 13"x15" to 20"x 20")²⁸.....**\$495 E2603**
- AZCSH3 Corbee® (2" Black 12"x 12" to 14"x 14 ")²⁸.....**\$495 E2603**
- AZCSH4 ROHO® Low Profile Quadtro Select²⁸.....**\$495 K0734**
- AZCSH5 ROHO® Custom²⁸.....**\$595 K0734**
- AZCSH6 VARILITE™ Evolution (Black Only).....**\$425 K0734**
- AZCSH7 VARILITE™ Zoid (Black Only).....**\$425 K0734**

VARILITE™ SEAT CUSHION AVAILABILITY CHART

Seat Depth 

Seat Width 	VARILITE™ Evolution	VARILITE™ Zoid
12"	14"	8", 12", 14"
13"	NONE	NONE
14"	14", 16", 18", 20"	14", 16", 18"
15"	15", 17"	15", 17"
16"	14", 16", 18", 20"	16", 18", 20"
17"	17"	17"
18"	16", 18", 20"	16", 18", 20"
19"	NONE	NONE
20"	16", 18", 20"	16", 18", 20"

SIDE GUARDS

- AZSDG1 Cloth²⁹.....**\$65**

Aluminum

- AZSDG2 Rigid Removable Small Std.....**\$175**
- AZSDG3 Quad Removable w/Hole
 Small Std**\$185**
- AZSDG4 Fold Down Rigid Small Std.....**\$325**

Carbon Fiber³⁰

- AZSDG5 Rigid Removable Small Std...**\$250**
- AZSDG6 Quad Removable w/Hole Small Std...**\$260**
- AZSDG7 Fold Down Rigid Small Std...**\$400**

-  AZSDG8 Fendered.....**\$375**

AXLES

- AZAXL1 Stainless Quick Release.....**STD**
- AZAXL2 Titanium Quick Release³¹.....**\$195**
- AZAXL3 Quad Release³².....**\$95**

ARMRESTS

- AZARM1 Swing Away Tubular
 9" to 12" 11" to 14".....**\$195 E0973**
 Covered in Black Alcantara® Ultrasuede®...**\$75**
- AZARM4 Swing Away - Flip Back Tubular.....**\$275**
 Covered in Black Alcantara® Ultrasuede®...**\$75**
- AZARM2 Removable Height Adjustable Desk Arm with
Rigid Side Guard³⁰
 9" to 12" 12" to 15".....**\$350 E0973**
 Covered in Black Alcantara® Ultrasuede®...**\$75**
- AZARM3 Removable Height Adjustable Desk Arm with
Rigid Side Guard and Transfer Loop^{30,33}
 9" to 12" 12" to 15".....**\$395 E0973**
 Covered in Black Alcantara® Ultrasuede®...**\$75**

SEAT BELTS

- AZBLT1 Velcro Adjustable, Black Nylon Webbing.....**\$45 E0978**
- AZBLT2 Bodypoint Auto-Style Release Buckle.....**\$75 E0978**

CALF STRAP

- AZCLF1 Buckle Adjustable, Black Nylon Webbing.....**\$25 K0038**
- AZCLF2 Velcro Adjustable**\$35 K0038**
 - Xtra Small (Recommended for 10" - 13" Seat Widths)
 - Small (Recommended for 12" - 15" Seat Widths)
 - Medium (Recommended for 14" - 18" Seat Widths)
 - Large (Recommended for 17" - 19" Seat Widths)
 - Xtra Large (Recommended for 18" - 20" Seat Widths)
- AZCLF3 Bodypoint Padded Velcro Adjustable**\$65 K0038**
 - Small (Recommended for 12" - 15" Seat Widths)
 - Large (Recommended for 16" - 20" Seat Widths)

BACK PACK

- AZBCK1 Small - Black Nylon**\$50**
- AZBCK2 Large - Black Nylon.....**\$65**

SEAT POUCH

- AZPCH1 Small - Black Nylon.....**\$40**
- AZPCH2 Large - Black Nylon.....**\$45**

SPOKE GUARDS

- AZGRD1 Clear Lexan with TiMotion Logo³⁴.....**\$90 K0065**

ANTI-TIPS

- AZTIP1 Rear Aluminum - Black.....**\$150 E0971**
- AZTIP3 User Friendly Rear Flip-up.....**\$245 E0971**
- AZTIP2 Front Anti-Tip³⁵.....**\$95 E0971**

ACCESSORIES

- AZLUG1 Luggage Carriers.....**\$125**
- AZMPCT1 Neoprene Impact Guards³.....**\$55**
- AZTPT1 Touch Up Paint³⁶.....**\$25**
-  AZCAT1 Catch-All.....**\$45**



THE ULTIMATE RIDE.™

tilite.com
1426 East Third Avenue | Kennewick, Washington 99337
509.586.6117 Tel | 800.545.2266 Toll-Free
509.586.2413 Fax | 866.586.2413 Toll-Free Fax

END NOTES

1. For Rear Seat Width **A** and Seat Depth **B** of 15" or greater, use K0009. For Rear Seat Width **A** and Seat Depth **B** of less than 15" use E1229.
2. No charge when 19" or 20" Rear Seat Width **A** and 19" or 20" Seat Depth **B** are selected. Requires Billet Aluminum Front Wheels and 0° Camber.
3. Accessorize your Ti with color components. Mix and Match colors with ease on TiLite's Color Matrix at tilite.com.
4. Color Anodize Package includes Camber Tube, Camber Mount, Caster Fork, Caster Cap and Caster Mount.
5. HCPCS code only applies to 20" Rear Seat Width **A** and Seat Depth **B**. 19" or 20" Seat Depth **B** not available with Depth Adjustable Back.
6. A Custom Frame Depth of 19" or 20" is \$450 if Seat Depth **B** of 19" or 20" is not also selected.
7. Includes 4" Deep Backrest Rigidizer Bar.
8. Requires Tension Adjustable by Straps Back Upholstery.
9. Seat Depths **B** of 10"-15" allow 3" of rearward adjustment. Seat Depths **B** of 16"-18" allow 2" of rearward adjustment. Not Available with TiShaft Back Release Bar, Carbon Fiber Side Guards or Desk Arms. Depth Adjustable Back comes with a pull cord back release.
10. Not available with 6" Front Wheels.
11. Not available with 5" or 6" Front Wheels.
12. Not available with 90° Front Angle **L**.
13. Not available with 85° or 90° Front Angle **L**.
14. Available in Silver anodize only.
15. Not available with Frog Legs®.
16. Not available with 25"(559) Rear Wheels.
17. Not available with Spinerger SPOX™ OR Spinerger LX™ Rear Wheels.
18. Standard with 25"(559) Rear Wheels.
19. Available with 24" (540), 25"(559) and 26"(590) Rear Wheels.
20. Requires TiLite® Wheel with High Flange Hub. This tire fits wheel size 22" (507), not 24" (540). 22"(507) wheel will be used when this tire is selected.
21. Requires TiLite® Wheel with High Flange Hub or Spinerger SPOX™ or Spinerger LX™ Rear Wheels. This tire fits wheel size 25" (559), not 26" (590). 25"(559) wheel will be used when this tire is selected.
22. Not available with Skyway® Mags, 20" or 22" Rear Wheels, or 24" Knobby tires.
23. Not available with Skyway® Mags or 20" Rear Wheels.
24. Not available with 20" Rear Wheels, Skyway Mags, or 22" or 26" Spinerger SPOX or LX wheels.
25. Available with .75" to 1.5" Rear Wheel Spacing **I** only. Rear Wheel Spacing greater than 1.5" requires Scissor or Uni-Lock. Not available with extension handles.
26. Not available with Tapered Seat **I**. Black upholstery only.
27. Standard with C PACKAGE. Not Available with Depth Adjustable Back or chairs with 10" or 11" Rear Seat Width **A**.
28. Please allow an additional 2-3 weeks delivery. Black upholstery only.
29. Not Available with Ride Designs® Corbac™ back support.
30. Not Available with Depth Adjustable Back.
31. Not available with 26"(590) Spinerger SPOX™ or LX, Skyway® Mags, Spinerger WIRE™ Rear Wheels or Power Adaptable Frame.
32. Not available with Skyway® Mags.
33. Requires 15" minimum Seat Depth **B**.
34. Not available with Skyway® Mags or 20" Rear Wheels.
35. Not available with Angle Adjustable High Mount Footrest.
36. Not available for Transparent Colors.
37. Weight Limit is restricted to 150 pounds on chairs with Rear Seat Width **A** and Seat Depth **B** from 10"x10" to 12"x12".
38. Required with Fold-Down Push Handles.

DESIGNS UNLIMITED



TiLite's Aero Z offers more than 15 million different frame combinations! But sometimes even that's not enough. If you would like to customize your TiLite, check out the Designs Unlimited Studio at www.tilite.com. There you will find drawings and pricing for hundreds of creative solutions to customers' customization requests. We call these "D.U.'s." If you don't find the D.U. you're looking for, contact the TiLite Customer Service Team at 800.545.2266 or customerservice@tilite.com and we'll design a D.U. just for you. Designs Unlimited customization may add an additional 2 to 3 weeks to the ship time of your chair.

HCPCS

HCPCS Codes are for reference purposes only. Actual coding and coverage varies by payer. Proper HCPCS coding is not a guarantee of payment. Please verify the appropriate payer's coverage policy.

GENERAL

TiLite manufactures a wide variety of wheelchairs to meet the varied needs of wheelchair users. The final selection of a particular model, its options and accessories, and its measurements rests solely with the wheelchair user and advising healthcare professional. TiLite wheelchairs must be fitted by a qualified healthcare professional.

Print the latest order forms at tilite.com

Prices, standard features, options and accessories are subject to change without notice. TiLite, The Ultimate Ride and The Titanium Experts are trademarks of TiSport, LLC.



THE ULTIMATE RIDE.™

tilite.com
 1426 East Third Avenue | Kennewick, Washington 99337
 509.586.6117 Tel | 800.545.2266 Toll-Free
 509.586.2413 Fax | 866.586.2413 Toll-Free Fax